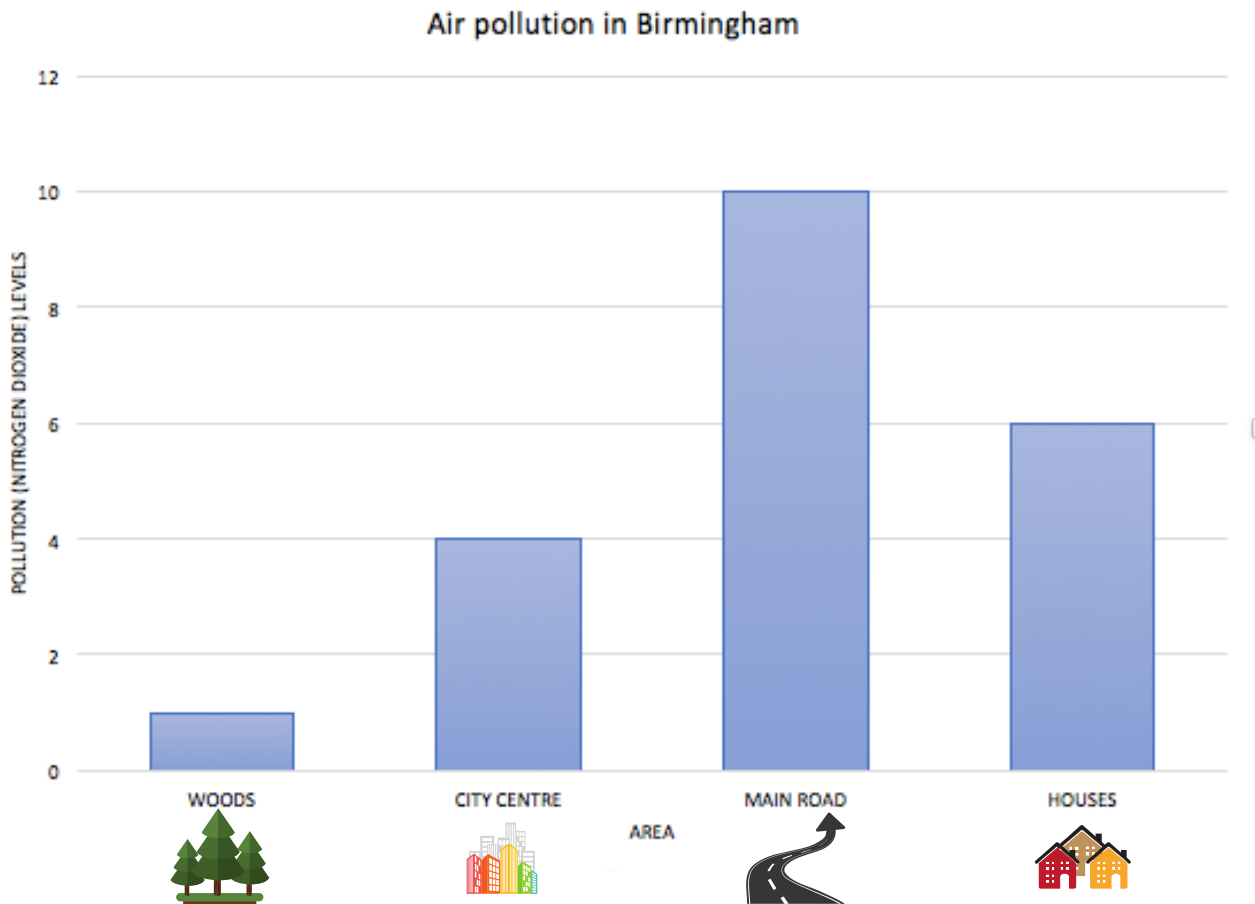



AIR POLLUTION IN BIRMINGHAM

WORKSHEET A



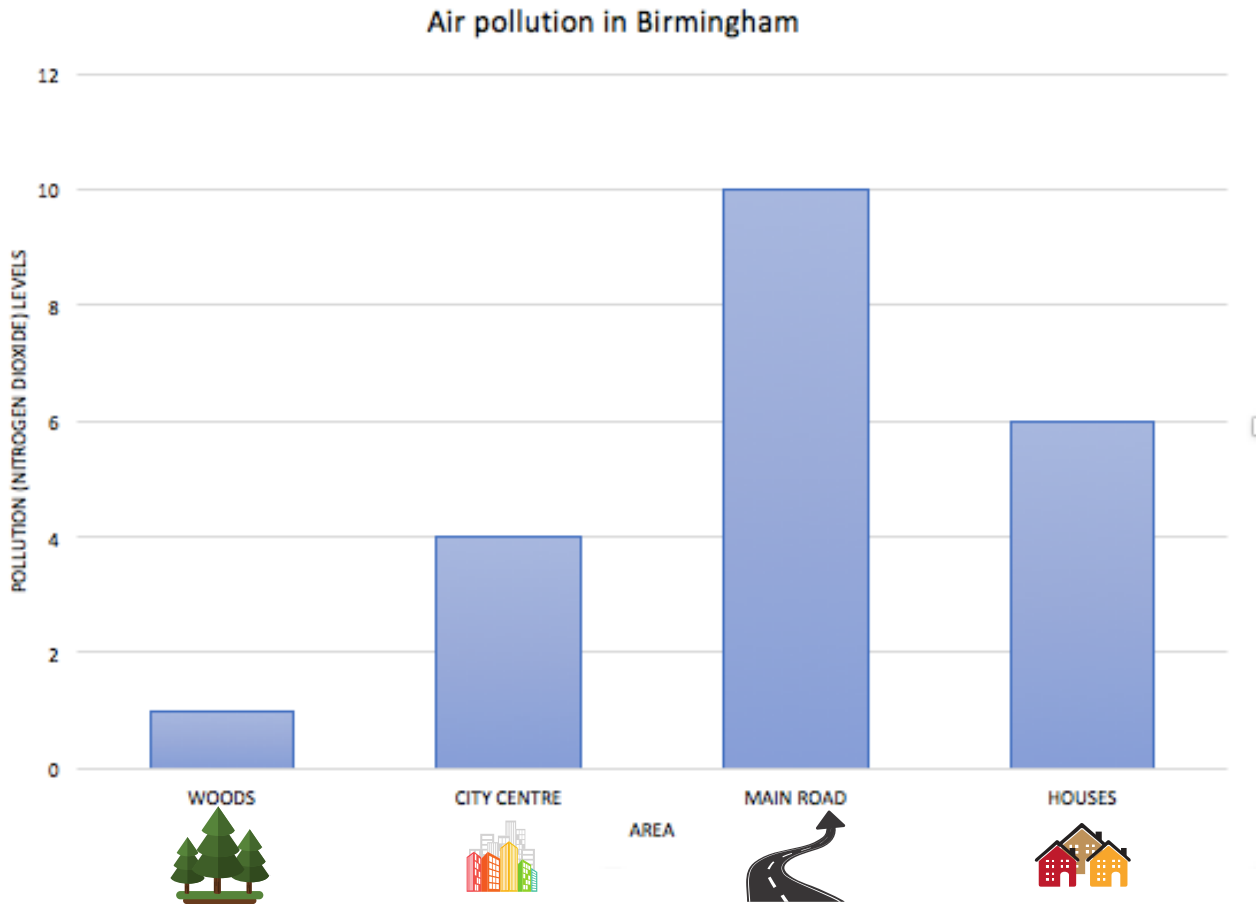
Write the answers in full sentences in your book. E.g. The lowest level of pollution was _____ because _____

1. Which is the lowest level of pollution? How do you know?
2. What is the highest level of pollution? How do you know?
3. Which area had a pollution level of 4?
4. What is the total level of pollution at the woods and the city centre?
5. What is the total level of pollution at the main road and the houses?
6. How much is the total level of pollution in Birmingham?




AIR POLLUTION IN BIRMINGHAM

WORKSHEET B



Write the answers in full sentences in your book. E.g. The lowest level of pollution was _____ because _____

1. Draw a tally chart to show the data which was collected from the different areas.
2. Which two areas had the highest pollution? How do you know?
3. Which area had the lowest level of pollution? How do you know?
4. How is the levels of pollution in the woods compared to the city centre?
5. What was the difference between the pollution at the main road and the houses?
6. Which area had 4 level of pollution?
7. Which area had 6 more pollution levels than the city centre?
8. What is the total pollution level of all the areas?



Name: _____

Class _____

